

Single Phase Glass Passivated Silicon Bridge Rectifier

$V_{RRM} = 600\text{ V} - 1000\text{ V}$

$I_O = 4\text{ A}$

Features

- Ideal for printed circuit board
- Reliable low cost construction utilizing molded plastic technique
- High surge current capability
- Silver plated copper leads
- Types from 50 V to 400 V V_{RRM}
- Not ESD Sensitive

Mechanical Data

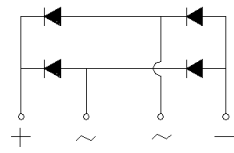
Case: Molded plastic

Terminals: Plated terminals, solderable per MIL-STD-202F, Method 208


Polarity: Marked on body

Weight: 0.167 ounce, 5 grams

Mounting position: Any



KBL Package



Maximum ratings at $T_a = 25\text{ }^\circ\text{C}$ (ambient temperature), unless otherwise specified

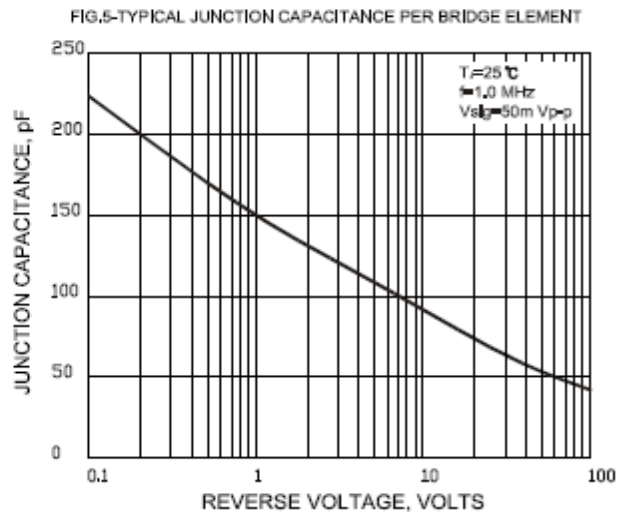
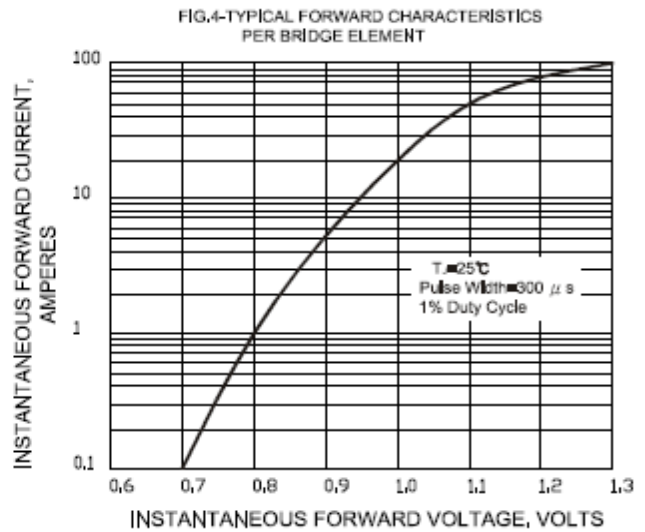
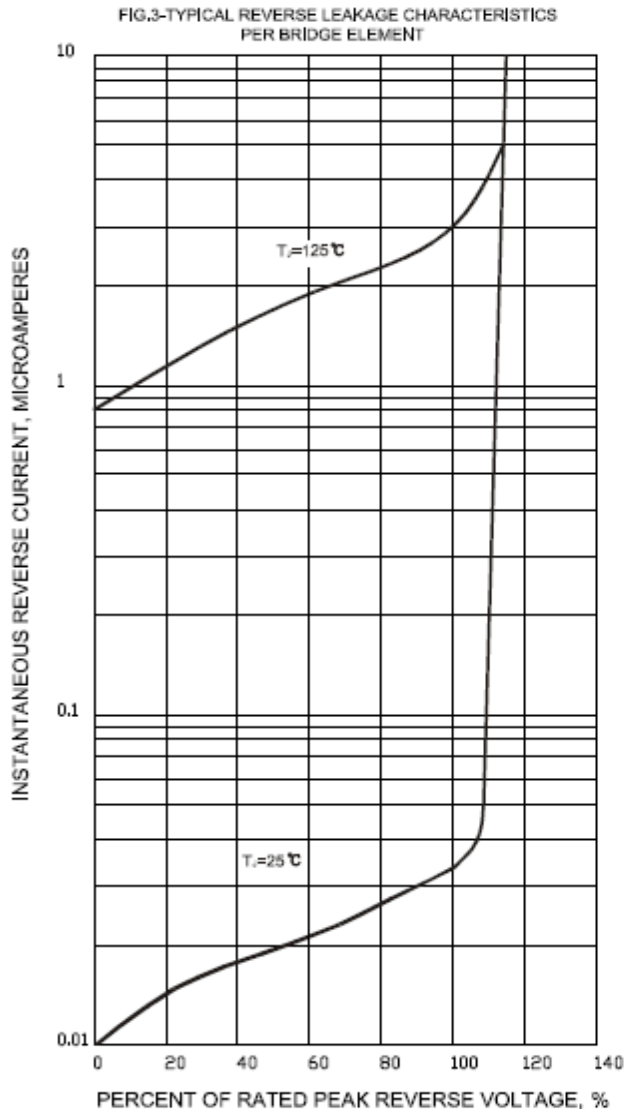
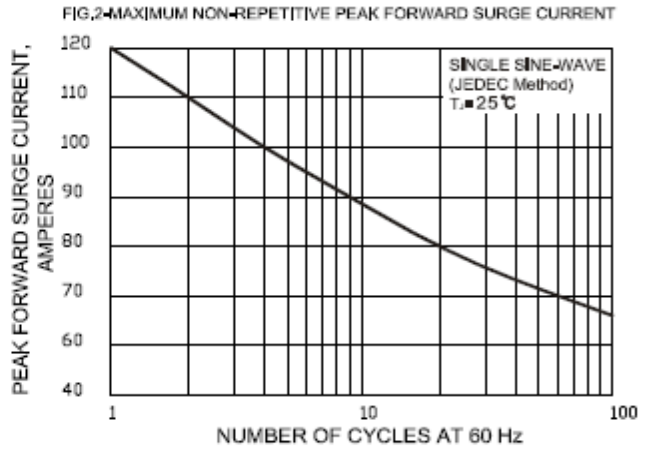
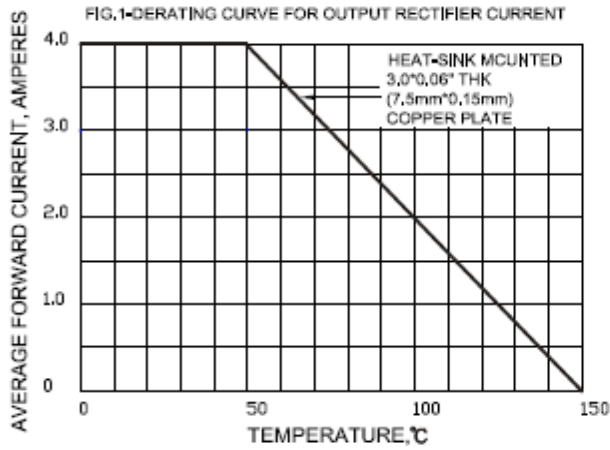
Parameter	Symbol	Conditions	KBL406G	KBL408G	KBL410G	Unit
Repetitive peak reverse voltage	V_{RRM}		600	800	1000	V
RMS reverse voltage	V_{RMS}		420	560	700	V
DC blocking voltage	V_{DC}		600	800	1000	V
Operating temperature	T_j		-50 to 150	-50 to 150	-50 to 150	$^\circ\text{C}$
Storage temperature	T_{stg}		-50 to 150	-50 to 150	-50 to 150	$^\circ\text{C}$

Electrical characteristics at $T_a = 25\text{ }^\circ\text{C}$, unless otherwise specified

Single phase, half sine wave, 60 Hz, resistive or inductive load

For capacitive load derate current by 20%

Parameter	Symbol	Conditions	KBL406G	KBL408G	KBL410G	Unit
Maximum average forward rectified current	I_O	$T_a = 50\text{ }^\circ\text{C}$	4	4	4	A
Peak forward surge current	I_{FSM}	single sine-wave	120	120	120	A
Maximum instantaneous forward voltage per leg	V_F	$I_F = 4\text{ A}$	1.1	1.1	1.1	V
Maximum reverse current at rated DC blocking voltage per leg	I_R	$T_a = 25\text{ }^\circ\text{C}$	5	5	5	μA
		$T_a = 125\text{ }^\circ\text{C}$	100	100	100	



Package dimensions and terminal configuration

Product is marked with part number and terminal configuration.

